




LUNCHEON & CLUB MEETING

Wednesday, January 11, 2023




WELCOME!



LUNCHEON & CLUB MEETING

Wednesday, January 11, 2023




evit Experience
Culinary Excellence
at the
East Valley
Institute of Technology
1601 W. Main Street – Mesa



LUNCHEON & CLUB MEETING

Wednesday, January 11, 2023





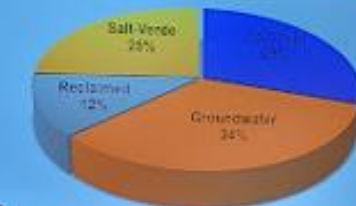
ALUMNI CLUB OF
ARIZONA

LUNCHEON & CLUB MEETING

Wednesday, January 11, 2023

evit
CAREER AND COLLEGE PREP
Culinary School

Greater Phoenix Water Sources



Colorado River

Key Elevations

Lake Mead

Hoover Dam


Sarah Porter
Director of the ASU
Kyl Center for
Water Policy
speaking on

Water & Arizona's Future

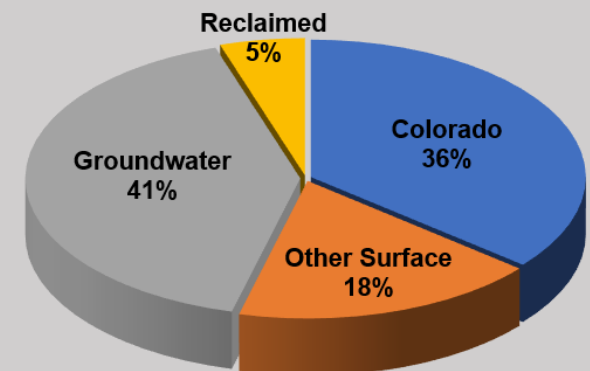


LUNCHEON & CLUB MEETING

Wednesday, January 11, 2023




Arizona's Water Sources





LUNCHEON & CLUB MEETING


Wednesday, January 11, 2023





LUNCHEON & CLUB MEETING

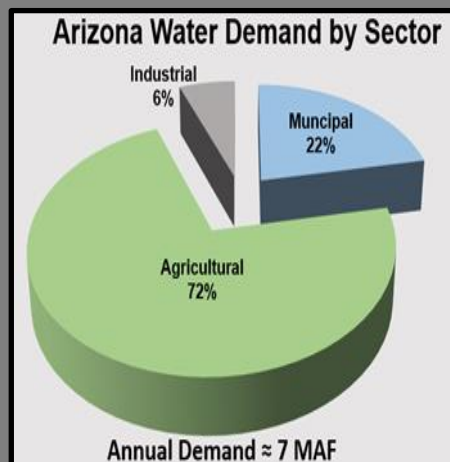

Wednesday, January 11, 2023





LUNCHEON & CLUB MEETING


Wednesday, January 11, 2023



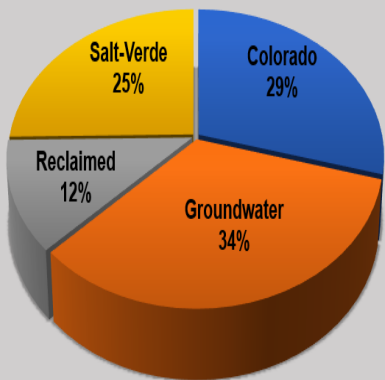


LUNCHEON & CLUB MEETING

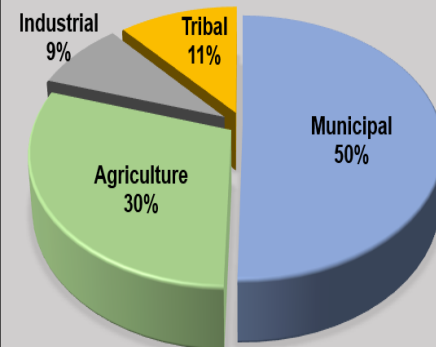
Wednesday, January 11, 2023



Greater Phoenix Water Sources




Phoenix AMA Demand





LUNCHEON & CLUB MEETING

Wednesday, January 11, 2023



Jim Hall,
Installed as Club President for 2023 & 2024.
Conversing with featured speaker, Sarah
Porter, following her presentation.

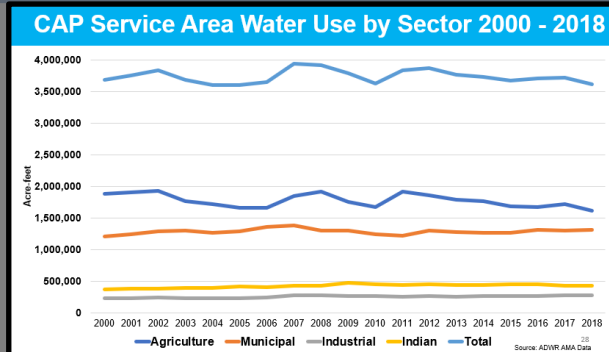
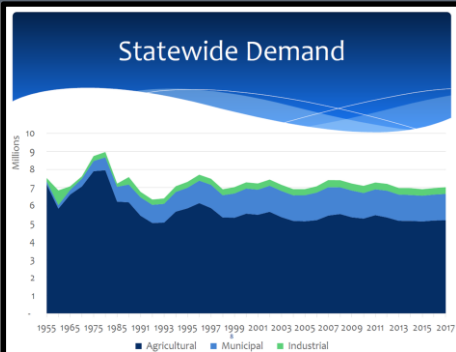


ALUMNI CLUB OF
ARIZONA

LUNCHEON & CLUB MEETING

Wednesday, January 11, 2023

evit
CAREER AND COLLEGE PREP
Culinary School



Sarah Porter
s.porter@asu.edu
602-496-0586



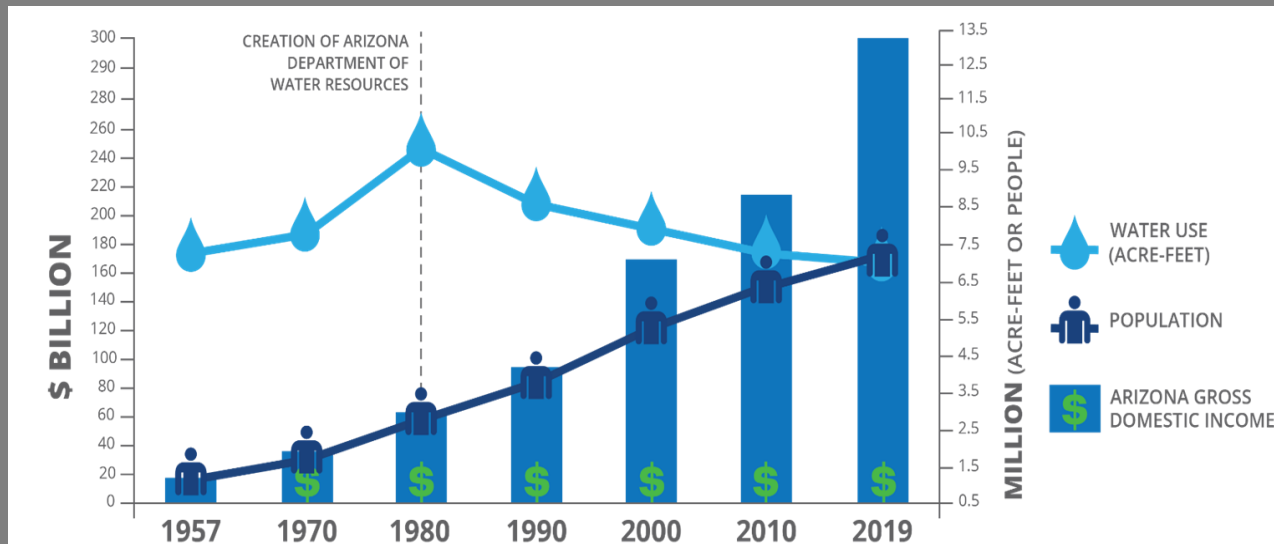

Kyl Center
for Water Policy
at Morrison
Institute
**Arizona State
University**

azwaterblueprint.asu.edu



LUNCHEON & CLUB MEETING

Wednesday, January 11, 2023



TOTAL WATER USE (IN MILLIONS ACRE/FEET)

1957 7.1 MAF
2019 6.9 MAF

-3% CHANGE FROM 1957-2019

POPULATION (IN MILLIONS)

1957 1.1
2019 7.2

555% CHANGE FROM 1957-2019

GROSS DOMESTIC INCOME (IN BILLIONS)

1957 \$ 13.4
2019 \$ 299.8

2,137% CHANGE FROM 1957-2019

Arizona Water Use, Population & Economic Growth (1957-2019)